



COUNTRY RISK AND INDUSTRY RESEARCH USER GUIDE

FITCH CONNECT

CONTENTS

NAVIGATING THE LANDING PAGE	3
COUNTRY RISK PAGE	4
INDUSTRIES PAGE	5
DEDICATED INDUSTRY PAGES	6
OPERATIONAL RISK	7
COUNTRY SPECIFIC DASHBOARDS	8
TOPICS	9
MULTIMEDIA	10
DATA TOOLS	11
BULK DATA TOOL	12
INTERACTIVE CHARTS	13-16
SETTING UP RESEARCH BRIEFINGS	17
SETTING ALERTS FOR ARTICLES	18-20

NAVIGATING THE LANDING PAGE

On the tool bar of the landing page please select **Country Risk & Industry Research**.

This will reveal the following sub-menus:

- **Country Risk** will showcase all of our economic and political research. Filtering by specific components of Country Risk is available, such as economic growth and monetary policy
- **Industries** allows you to access a dedicated homepage for each industry sector
- **Operational Risk** will showcase all our Operational Risk research enabling you to filter by type of research, geography and specific sub-components of Operational Risk
- **Topics** brings together our research on the most in-demand cross-industry themes
- **Multimedia** enables you to register for all our upcoming webinars and view our past webinars on-demand
- **Data Tools** provides access to the following:
 - Bulk Data Export
 - Interactive Charts
 - Country Risk Index
 - Operational Risk Index
 - Industry Risk Reward Indices
 - Infrastructure Key Projects
 - Liquid Natural Gas Projects Database
 - Global Mines Projects Database

FitchConnect

Search

Advanced

Fitch Ratings

Country Risk & Industry Research

Fundamental Data & Analytics

Country Risk

Industries

Operational Risk

Topics

Multimedia

Data Tools

Country Risk & Industry Research

Latest Reports

31 Mar 2022 | Fitch Solutions | Industry Forecast Reports

Qatar Food & Drink Report

31 Mar 2022 | Fitch Solutions | Industry Forecast Reports

Uganda Logistics & Freight Transport Report

31 Mar 2022 | Fitch Solutions | Industry Forecast Reports

Nicaragua Pharmaceuticals & Healthcare Report

Fitch Solutions Global View

31 Mar 2022 | Fitch Solutions | Economic Analysis

BoT Likely To Hike By 25bps Before End-2022

31 Mar 2022 | Fitch Solutions | Economic Analysis

Sri Lanka's Economy To Slow In 2022

30 Mar 2022 | Fitch Solutions | Economic Analysis

Lifting Of US Sanctions In 2022 Will Tame Iran Inflationary Pressures

LATEST ANALYSIS

Date	Category	Source	Meta
31 Mar	Industry Trend	Fitch	

Coronavirus Updates

31 Mar 2022 | Fitch Solutions | Industry Trend Analysis

Israel 2022 Consumer Outlook: Spending Growth Will Be Positive, Despite Decelerating

29 Mar 2022 | Fitch Solutions | Industry Trend Analysis

Italy 2022 Consumer Outlook: Spending Growth Will Be Positive, But Inflation Is A Risk

25 Mar 2022 | Fitch Solutions | Industry Trend Analysis

Chinese Consumer Spending During Lunar New Year Remains Strong

24 Mar 2022 | Fitch Solutions | Global Commodities Strategy

Monthly Commodities Strategy: Upward Price Pressures To Remain In Play Over H1, As Ukraine Conflict Deepens

23 Mar 2022 | Fitch Solutions | Industry Trend Analysis

Saudi Medical Device Market To Benefit From Investment Through Higher Energy Prices

22 Mar 2022 | Fitch Solutions | Global Macro Outlook

March 2022: Global Growth To Take A Hit From Russia-Ukraine Conflict

21 Mar 2022 | Fitch Solutions | Economic Analysis

Higher Inflation, Modest External Demand To Weaken Growth In The Dominican Republic

COUNTRY RISK PAGES

Quickly navigate to the Country pages to view global, regional and country risk assessments, analysis and expert commentary.

Select a Country or Region

Country Risk Index

Country / Region	CR Index	ST Political Index
Afghanistan	26.9	23.3
Albania	51.0	52.7
Algeria	46.8	43.3
Angola	46.9	63.8
Anguilla	57.5	74.2
Antigua And Barbuda	56.2	77.3
Argentina	54.0	52.5
Armenia	50.1	50.8
Aruba	59.1	75.2

Sovereign Ratings

Country / Region	LT IDR	Date
Ecuador	B-	31 Aug 2021
Paraguay	BB+	30 Nov 2021

COUNTRY RISK PAGE

The Country Risk page enables you to filter by:

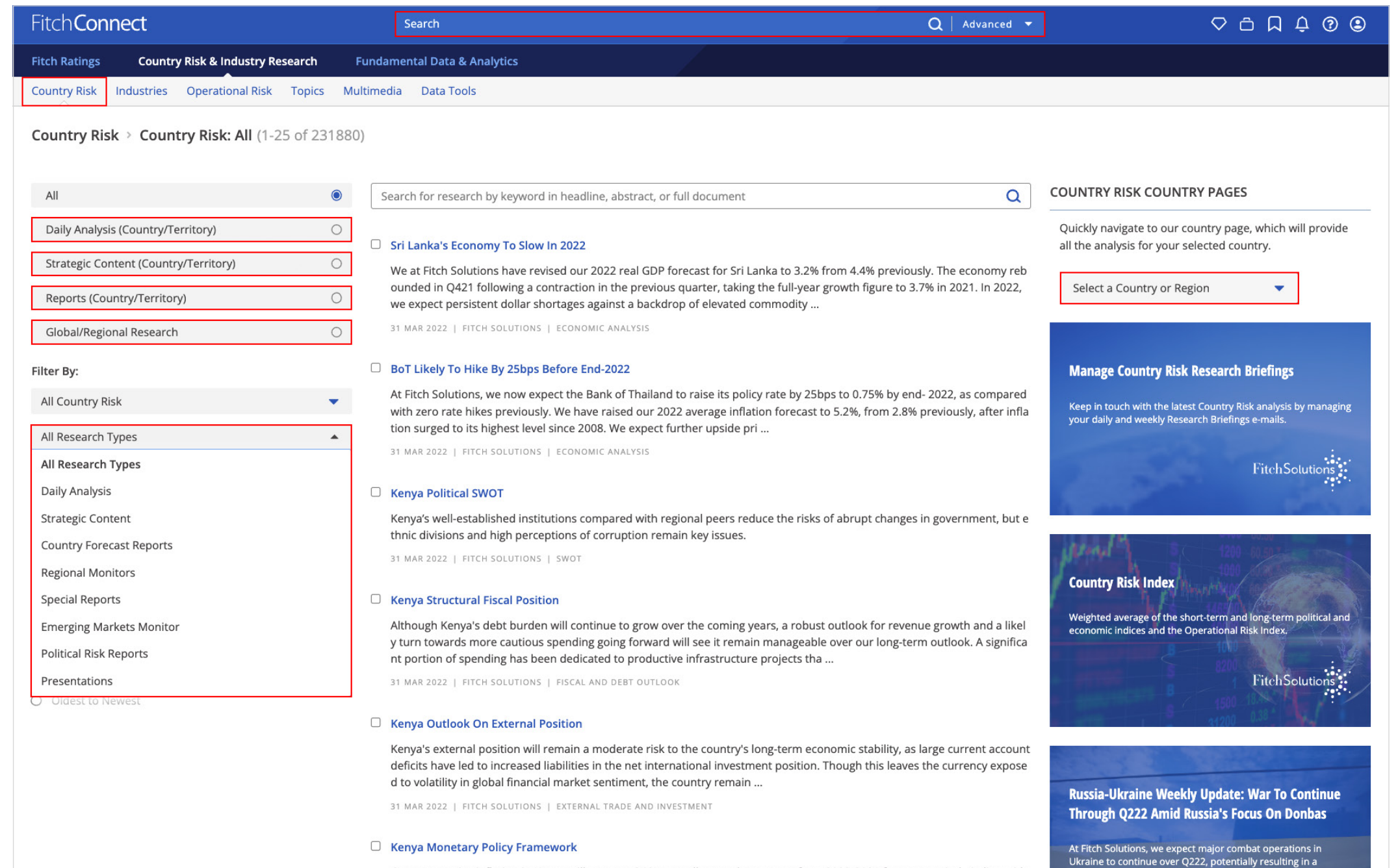
- **Sub-components of Country Risk**
- **Type of research**
- **Geography**
- **Date**

You are also able to view **global** and **regional** research.

The types of research available include:

- **Daily Analysis:** short and concise analysis written on a daily and weekly basis showcasing our latest views on current events
- **Reports:** is where you will find in-depth quarterly reports which include 10 year forecasts on the economic and political landscape
- **Strategic Content:** provides quick access to individual chapters of our quarterly reports
- **Global/Regional Research:** is where you will find regional and global analysis and reports

To view country specific dashboards you can select the country of choice in the **Country Pages** drop down at the right of the screen or you can type the country of interest in the blue **Search Bar** at the top.



The screenshot displays the FitchConnect Country Risk page. At the top, there is a blue navigation bar with the FitchConnect logo, a search bar, and an 'Advanced' dropdown. Below this is a dark blue header with tabs for 'Fitch Ratings', 'Country Risk & Industry Research', and 'Fundamental Data & Analytics'. The 'Country Risk' tab is selected and highlighted with a red box. Below the header, the page title is 'Country Risk > Country Risk: All (1-25 of 231880)'. On the left side, there is a filter panel with a red box around the 'Daily Analysis (Country/Territory)', 'Strategic Content (Country/Territory)', 'Reports (Country/Territory)', and 'Global/Regional Research' options. Below this, a 'Filter By:' section shows a dropdown menu with 'All Research Types' selected, and a list of research types including 'Daily Analysis', 'Strategic Content', 'Country Forecast Reports', 'Regional Monitors', 'Special Reports', 'Emerging Markets Monitor', 'Political Risk Reports', and 'Presentations'. The main content area on the right shows a list of research items, each with a checkbox, a title, a summary, and a date. The items are: 'Sri Lanka's Economy To Slow In 2022', 'BoT Likely To Hike By 25bps Before End-2022', 'Kenya Political SWOT', 'Kenya Structural Fiscal Position', 'Kenya Outlook On External Position', and 'Kenya Monetary Policy Framework'. On the far right, there is a 'COUNTRY RISK COUNTRY PAGES' section with a dropdown menu labeled 'Select a Country or Region'. Below this, there are three promotional banners: 'Manage Country Risk Research Briefings', 'Country Risk Index', and 'Russia-Ukraine Weekly Update: War To Continue Through Q222 Amid Russia's Focus On Donbas'.

INDUSTRIES PAGE

We cover over 20 major industry sectors.

Each industry sector has a dedicated page showcasing relevant analysis.


You can select on the relevant sector to see more.


FitchConnect
Search
Advanced


Fitch Ratings
Country Risk & Industry Research
Fundamental Data & Analytics


Country Risk
Industries
Operational Risk
Topics
Multimedia
Data Tools


Industries
Enter filter criteria



All Industries



Agribusiness



Autos



Banking & Financial Services



Commodity Prices



Consumer & Retail



Consumer Electronics



Crime, Defence & Security



Education & Labour



Food & Drink



Logistics & Freight Transport



Information Technology



Infrastructure



Insurance



Medical Devices



Metals



Mining



Oil & Gas



Petrochemicals



Pharmaceuticals & Healthcare



Power


Real Estate


Renewables


Telecommunications


Tourism


Trade & Investment Risk

DEDICATED INDUSTRY PAGES

Each industry sector has a dedicated page enabling you to explore all research related to that sector.

You are able to filter by:

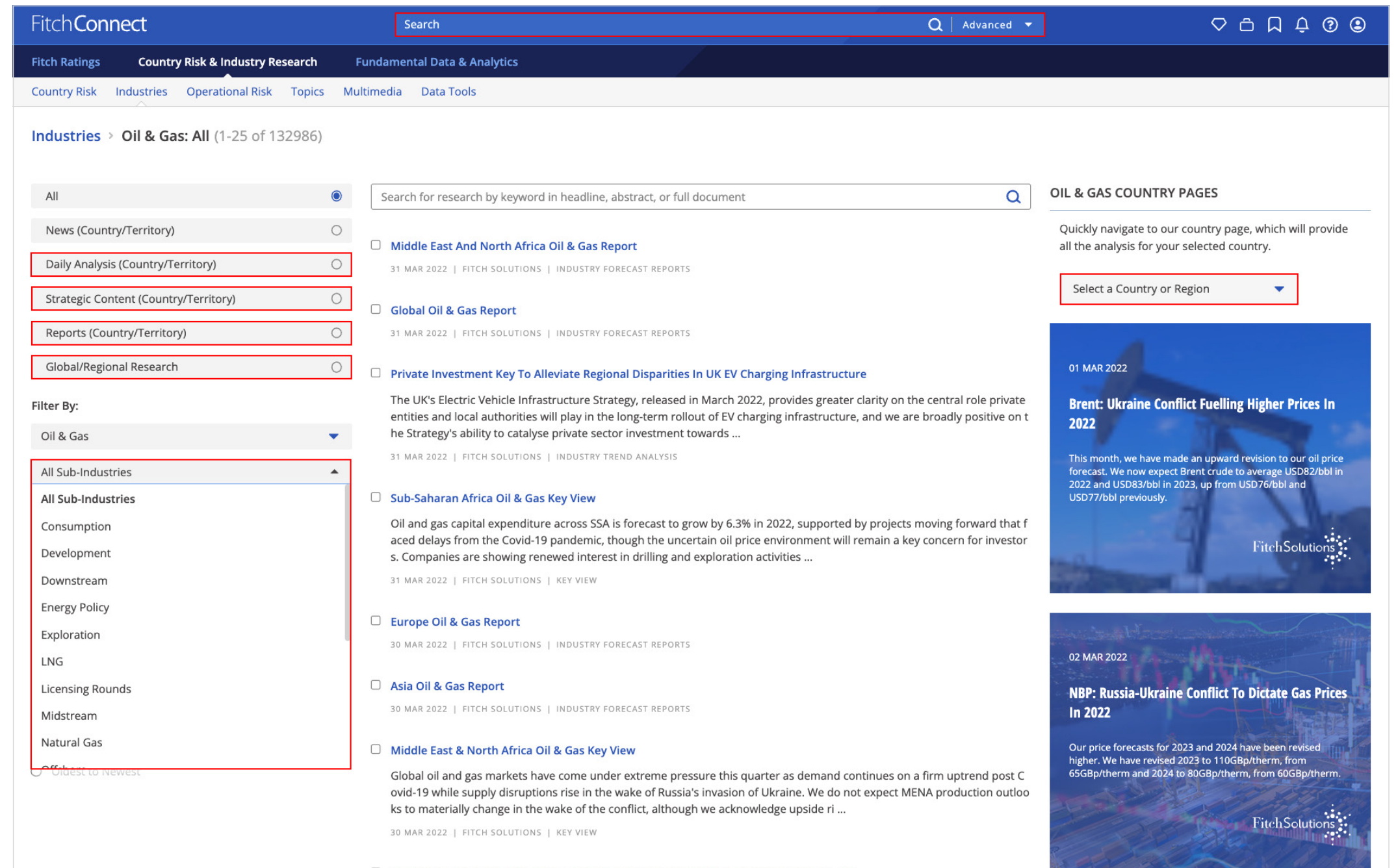
- **Sub-Industries**
- **Type of research**
- **Date**

You are also able to view **global** and **regional** research.

The types of research available include:

- **Daily Analysis:** short and concise analysis written on a daily and weekly basis showcasing our latest views on current events
- **Reports:** is where you will find in-depth quarterly reports which include SWOT analysis, industry forecasts and market overviews
- **Strategic Content:** provides quick access to individual chapters of our quarterly reports
- **Global/Regional Research:** is where you will find regional and global analysis and reports

To view country specific industry dashboards you can select the country of choice in the **Country Pages** drop down at the right of the screen or you can type the country of interest in the blue **Search Bar** at the top.



FitchConnect Search Advanced

Fitch Ratings **Country Risk & Industry Research** **Fundamental Data & Analytics**

Country Risk Industries Operational Risk Topics Multimedia Data Tools

Industries > **Oil & Gas: All** (1-25 of 132986)

All ☒ News (Country/Territory) ☐ Daily Analysis (Country/Territory) ☐ Strategic Content (Country/Territory) ☐ Reports (Country/Territory) ☐ Global/Regional Research ☐

Filter By: Oil & Gas

All Sub-Industries

- All Sub-Industries
- Consumption
- Development
- Downstream
- Energy Policy
- Exploration
- LNG
- Licensing Rounds
- Midstream
- Natural Gas

Search for research by keyword in headline, abstract, or full document

☐ **Middle East And North Africa Oil & Gas Report**
31 MAR 2022 | FITCH SOLUTIONS | INDUSTRY FORECAST REPORTS

☐ **Global Oil & Gas Report**
31 MAR 2022 | FITCH SOLUTIONS | INDUSTRY FORECAST REPORTS

☐ **Private Investment Key To Alleviate Regional Disparities In UK EV Charging Infrastructure**
The UK's Electric Vehicle Infrastructure Strategy, released in March 2022, provides greater clarity on the central role private entities and local authorities will play in the long-term rollout of EV charging infrastructure, and we are broadly positive on the Strategy's ability to catalyse private sector investment towards ...
31 MAR 2022 | FITCH SOLUTIONS | INDUSTRY TREND ANALYSIS

☐ **Sub-Saharan Africa Oil & Gas Key View**
Oil and gas capital expenditure across SSA is forecast to grow by 6.3% in 2022, supported by projects moving forward that faced delays from the Covid-19 pandemic, though the uncertain oil price environment will remain a key concern for investors. Companies are showing renewed interest in drilling and exploration activities ...
31 MAR 2022 | FITCH SOLUTIONS | KEY VIEW

☐ **Europe Oil & Gas Report**
30 MAR 2022 | FITCH SOLUTIONS | INDUSTRY FORECAST REPORTS

☐ **Asia Oil & Gas Report**
30 MAR 2022 | FITCH SOLUTIONS | INDUSTRY FORECAST REPORTS

☐ **Middle East & North Africa Oil & Gas Key View**
Global oil and gas markets have come under extreme pressure this quarter as demand continues on a firm uptrend post Covid-19 while supply disruptions rise in the wake of Russia's invasion of Ukraine. We do not expect MENA production outlooks to materially change in the wake of the conflict, although we acknowledge upside risk ...
30 MAR 2022 | FITCH SOLUTIONS | KEY VIEW

☐ **Brazil Source Notes To Proceed For Construction On Refueled LNG Terminal In NE**

OIL & GAS COUNTRY PAGES

Quickly navigate to our country page, which will provide all the analysis for your selected country.

Select a Country or Region

01 MAR 2022

Brent: Ukraine Conflict Fuelling Higher Prices In 2022

This month, we have made an upward revision to our oil price forecast. We now expect Brent crude to average USD82/bbl in 2022 and USD83/bbl in 2023, up from USD76/bbl and USD77/bbl previously.

02 MAR 2022

NBP: Russia-Ukraine Conflict To Dictate Gas Prices In 2022

Our price forecasts for 2023 and 2024 have been revised higher. We have revised 2023 to 110GBp/therm, from 65GBp/therm and 2024 to 80GBp/therm, from 60GBp/therm.

OPERATIONAL RISK

The Operational Risk page enables you to filter by:

- **Sub-component of Operational Risk**
- **Type of research**
- **Date**

You are also able to view **global** and **regional** research.

The types of research available include:







- **Daily Analysis:** short and concise analysis written on a daily and weekly basis showcasing our latest views on current events
- **Reports:** is where you will find in-depth quarterly reports which include key views, SWOT analysis and industry forecasts
- **Strategic Content:** provides quick access to individual chapters of our quarterly reports
- **Global/Regional Research:** is where you will find regional and global analysis and reports

To view country specific dashboards you can select the country of choice in the **Country Pages** drop down at the right of the screen or you can type the country of interest in the blue **Search Bar** at the top.

FitchConnect

Search

Q | Advanced

Fitch Ratings

Country Risk & Industry Research

Fundamental Data & Analytics

Country Risk

Industries

Operational Risk

Topics

Multimedia

Data Tools

Operational Risk > Operational Risk: All (1-25 of 90312)

All

Daily Analysis (Country/Territory)

Strategic Content (Country/Territory)

Reports (Country/Territory)

Global/Regional Research

Filter By:

All Operational Risk

All Operational Risk

Crime, Defence & Security

Education & Labour

Logistics & Freight Transport

Trade & Investment Risk

Hide:

Bookmarked

Abstracts

Sort:

Newest to Oldest

Oldest to Newest

Search for research by keyword in headline, abstract, or full document

Q

United States Trade & Investment Risk Report

04 APR 2022 | FITCH SOLUTIONS | INDUSTRY FORECAST REPORTS

Poland Logistics & Freight Transport Report

04 APR 2022 | FITCH SOLUTIONS | INDUSTRY FORECAST REPORTS

Myanmar Logistics & Freight Transport Report

04 APR 2022 | FITCH SOLUTIONS | INDUSTRY FORECAST REPORTS

Nigeria Logistics & Freight Transport Report

04 APR 2022 | FITCH SOLUTIONS | INDUSTRY FORECAST REPORTS

Italy Crime, Defence & Security Report

04 APR 2022 | FITCH SOLUTIONS | INDUSTRY FORECAST REPORTS

Slovakia Crime, Defence & Security Report

04 APR 2022 | FITCH SOLUTIONS | INDUSTRY FORECAST REPORTS

Thailand Trade Procedures And Governance Analysis

Thailand is among the least obstructive markets globally regarding trade procedures. The country has relatively low levels of trade bureaucracy, efficient port infrastructure and inland transport, together with good international maritime and air conn activity. Furthermore, the logistics market is characterised by a high deg ...

04 APR 2022 | FITCH SOLUTIONS | TRADE PROCEDURES AND GOVERNANCE ANALYSIS

Thailand Utilities Network Analysis

Businesses operating in Thailand will mainly benefit from a reliable supply of refined fuels together with the relatively low co st of electricity in the country. Despite the fact that Thailand does not have an abundant reserve of hydrocarbons, the countr y has long-term contracts for oil and gas supply with major players. Th ...

04 APR 2022 | FITCH SOLUTIONS | MARKET SIZE AND UTILITIES ANALYSIS

Thailand Rail Freight Forecast

Operational Risk Index

Quantify and rank the investment attractiveness of multiple markets within Operational Risk, both regionally and globally

FitchSolutions

Once you have selected a country of interest from either the **Country Pages** drop down on the Country or Industry Page or from the **Search Bar** you will be taken to country specific page.

You can explore relevant research and data on the following tabs:

- **Overview:** provides an overview of the latest analysis, reports and report chapters
- **Analysis:** is where you will find all daily and weekly analysis
- **Reports:** houses our monthly regional reports alongside our in-depth quarterly reports
- **Risk Index:** is a quantitative index capturing the risks and opportunities of doing business in the country or sector

FitchConnect

brazil

ⓧ

Advanced

⌵

🏠

🔖

📄

🔔

?

👤

Brazil

Summary

Profile

Ratings

Issues

Research

News

Financials

Custom Views

Country Risk

Industry Risk

Operational Risk

Banking Industry Risk Indicator

⊕ Watch

Home > Brazil > Country risk

Overview

Analysis

Reports

Country Risk Index

Methodology: Risk Index System

Source: Country Risk research and data provided by Fitch Solutions Research - includes territories and special administrative regions

CORE VIEW

Growth will decelerate further in Brazil over the coming quarters as elevated inflation and rising borrowing costs limit forecast Brazilian growth of 0.7% in 2022, down from 4.6% in 2021, though growth will accelerate in the medium-to-long term as policy uncertainty will partially abate following the October 2022 general election. We forecast growth will average 1.5% in 2023, 1.7% in 2024, 1.8% in 2025 and 1.9% in 2026. Brazil's budget deficit will widen to 7.7% of GDP in 2022, from an estimated 5.4% in 2021, due to rising interest payments will also account for a larger percentage of government spending in the coming quarters as the BCB enacts a forecast that the Brazilian real (BRL) will trade in a stronger range in Q222 as rising interest rates and elevated commodity prices. That said, the unit will likely face bouts of selling pressure in H222 ahead of the October presidential election. Bolsonaro and former president Luiz Inácio Lula da Silva, to campaign on more populist, interventionist economic policies.

View Full Article

Key Indicators

	2021	2022	2023	2024
Budget balance, % of GDP	-5.31	-7.56	-6.52	-5.96
Central bank policy rate, %	9.25	13.25	9.75	7.25
Consumer price index inflation, ave, % chg y-o-y	8.29	9.50	4.80	4.15
LCU/USD, ave	5.39	4.90	5.10	5.17
Real GDP growth, % y-o-y	4.62	0.68	1.73	2.18

LATEST ANALYSIS

GDP Forecast

Net exports of goods & services, USD (LHS)
Private final consumption, USD (LHS)
Government final consumption, USD (LHS)
Fixed capital formation, USD (LHS)
Real GDP growth, % y-o-y (RHS)

Short Term Political Risk Index

100=Lowest risk; 0=Highest risk

08 Apr 2022 | Fitch Solutions | Economic Analysis

March Prints Underline Inflationary Pressures Facing Latin America

04 Apr 2022 | Fitch Solutions | Economic Analysis

Russia-Ukraine War: Updated Scenarios For Global Growth

01 Apr 2022 | Fitch Solutions | Economic Analysis

Week Ahead: Inflation Prints To Show Persistent Price Pressures Across Latin America

REPORTS

26 Jan 2022 | Fitch Solutions | Country Forecast Reports

Brazil Country Risk Report

08 Apr 2022 | Fitch Solutions | Emerging Markets Monitor

Emerging Markets Monitor

31 Mar 2022 | Fitch Solutions | Regional Monitors

Latin America Monitor - Brazil

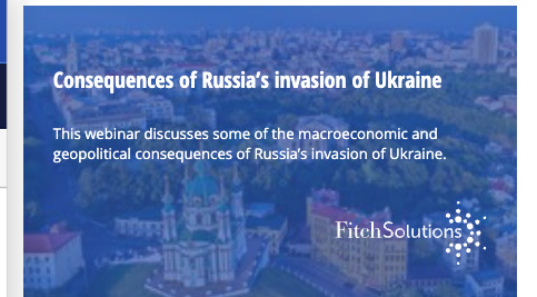
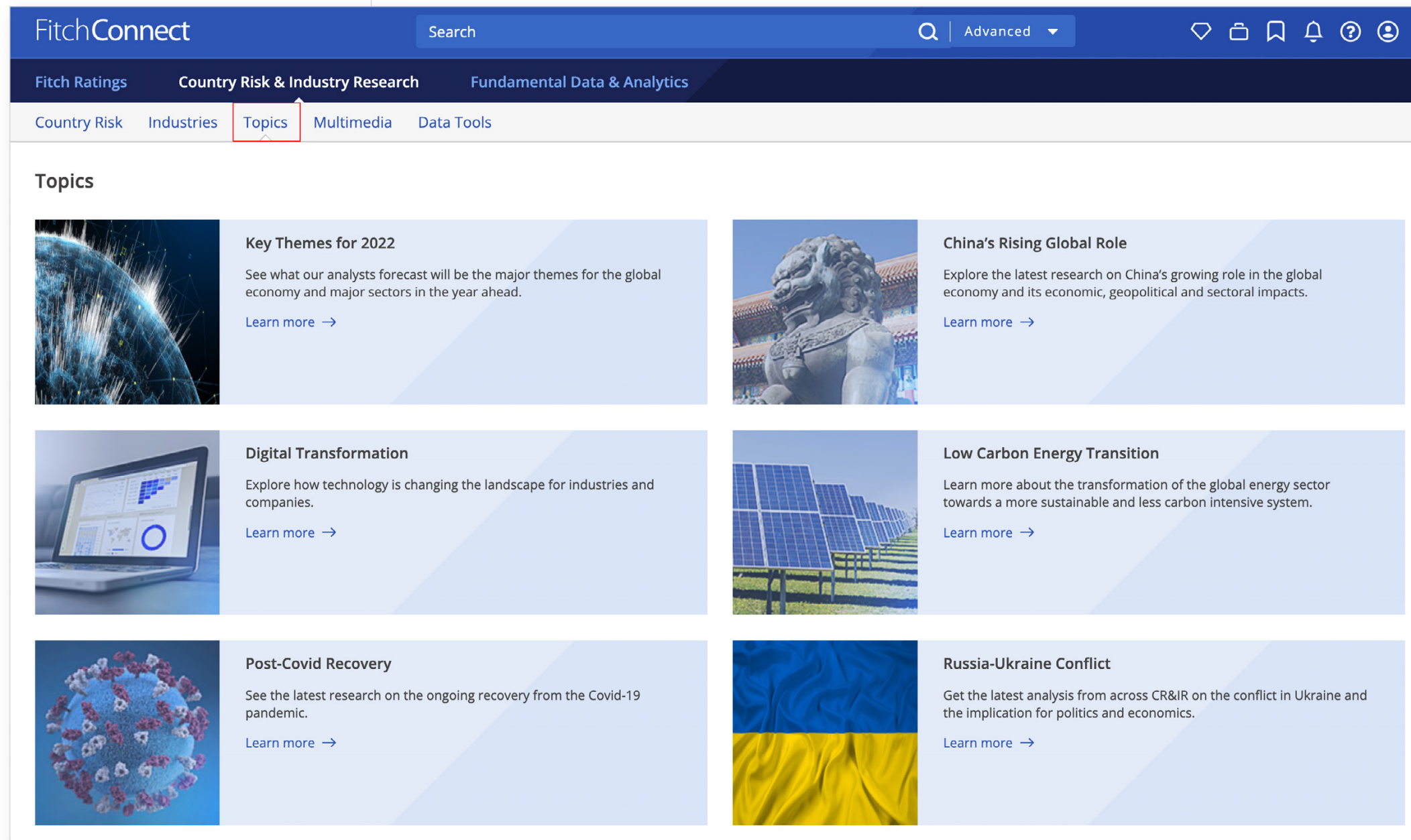
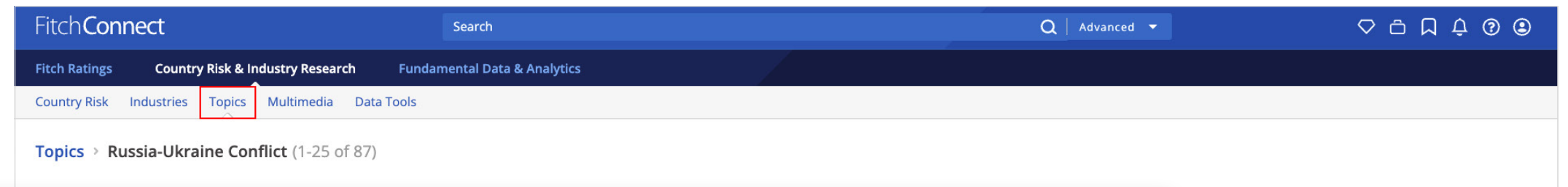
29 Mar 2022 | Fitch Solutions | Market Strategy

Cross-Asset Class Strategy: Lower Volatility Will Help Support Risk Assets

TOPICS

The Topic pages are where we collate all relevant analysis for a trending topic.

By selecting a specific topic of interest you will be taken to a page that will showcase all relevant analysis.



MULTIMEDIA

The Multimedia page enables you to replay past Webinar presentations as well as enabling you to register for upcoming sessions.

You are also able to sign up to upcoming **Webinars** on our **Events Page** here:

www.fitchsolutions.com/events

FitchConnect

Search

Advanced

Fitch Ratings

Country Risk & Industry Research

Fundamental Data & Analytics

Country Risk

Industries

Operational Risk

Topics

Multimedia

Data Tools

Multimedia > Webinars (1-25 of 320)

Filter By:

All Industries

All Industries

Agribusiness

Autos

Banking & Financial Services

Commodity Prices

Consumer & Retail

Consumer Electronics

Country Risk

Education & Labour

Food & Drink

Information Technology

Search for research by keyword in headline, abstract, or full document

☐ **Global Macroeconomic Update - March 2022**
The webinar will provide an overview of the global economy and our key forecasts and themes for the remainder of 2022. There will be a special focus on the implications of Russia's invasion of Ukraine.
30 MAR 2022 | FITCH SOLUTIONS | MULTIMEDIA | [VIEW PDF](#)

☐ **Shifting Oil & Gas Risks – Ramifications for the Energy Complex**
This webinar focuses on the outlook for the Oil & Gas sector in 2022. Exploring the fundamentals of supply and demand, parsing back the layers of our oil price views and presenting our near-term outlook for the industry. The webinar will incorporate our views on the widening impacts to global energy markets as a result of th ...
15 MAR 2022 | FITCH SOLUTIONS | MULTIMEDIA | [VIEW PDF](#)

☐ **Global Implications of Russia's Invasion of Ukraine**
The webinar will take a look at several global implications of Russia's invasion of Ukraine. *All data used in this presentation was correct at the time of compilation, 2nd & 3rd February 2022*
04 MAR 2022 | FITCH SOLUTIONS | MULTIMEDIA | [VIEW PDF](#)

☐ **Consequences of Russia's Invasion of Ukraine**
This webinar discusses some of the macroeconomic and geopolitical consequences of Russia's invasion of Ukraine. It will include a discussion on the oil and gas market, the effects on key economies involved in the conflict and the geopolitical fallout. **Amendment to commentary 'Hawkish Monetary Policy To Come From CBR As I ...
28 FEB 2022 | FITCH SOLUTIONS | MULTIMEDIA | [VIEW PDF](#)

Asia Pacific Macroeconomic Update - 5th April 2022, 15:00 Singapore | 16:00 Tokyo | 17:00 Sydney

In this webinar, we will detail our recent growth forecast revisions for 2022, as well as analyse the impact of these events on other aspects of the economy including the inflation, monetary policy and fiscal outlooks.

FitchSolutions

Europe Macroeconomic Update - 6th April 2022, 10:00 London BST | 11:00 Central European Time CEST

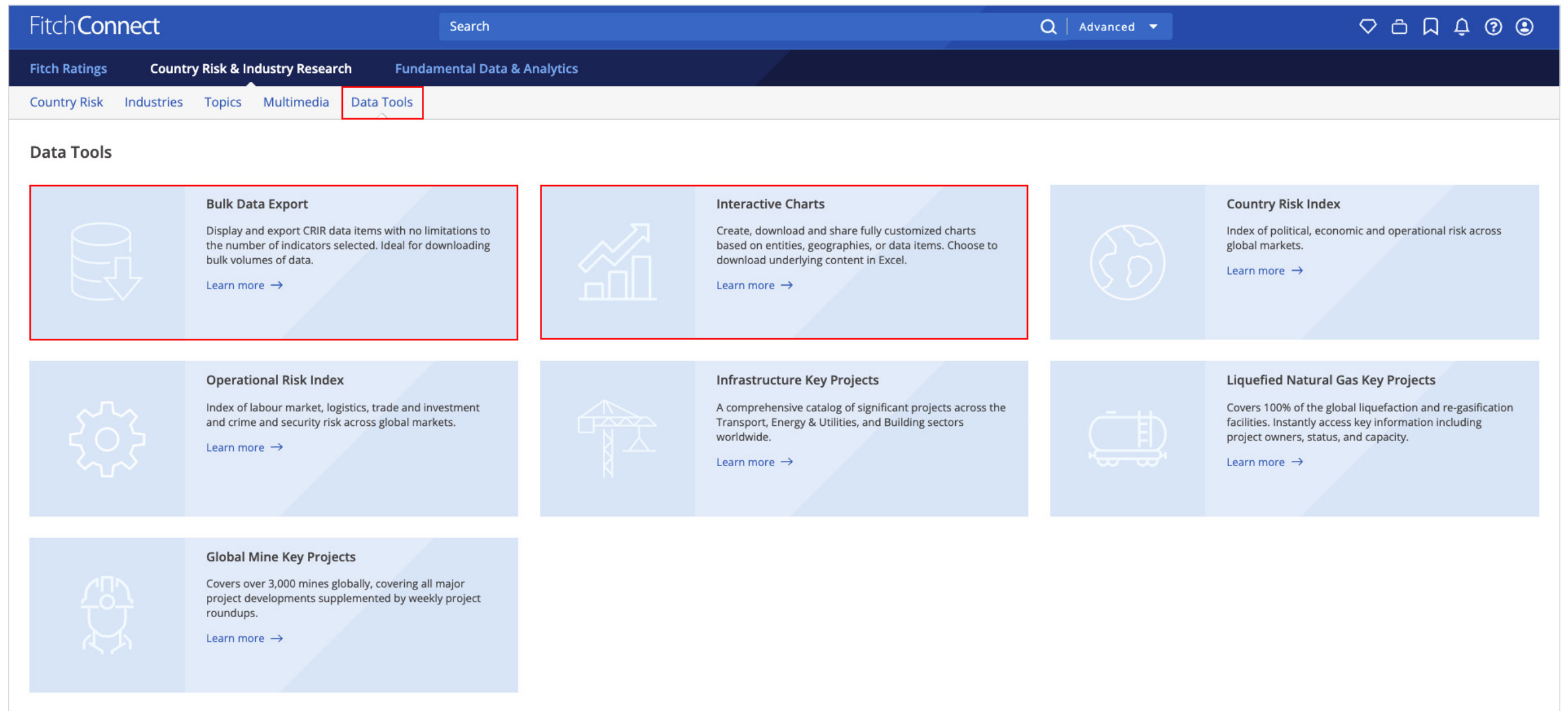
The webinar will focus on the latest developments of the Ukraine-Russia crisis and will outline the wider macroeconomic implications for the European continent.

FitchSolutions








DATA TOOLS

Here you are able to explore the **Bulk Data Export** and **Interactive Charts** alongside the Indices and Databases.

- **Bulk Data Export** allows you to easily download all of our data and forecasts for a country, an industry or even the whole world. This is the fastest and easiest way to access our data
- **Interactive Charts** allows you to create and download charts and visualisations from our data and forecasts. Smaller volumes of data and forecasts can also be downloaded



The screenshot shows the FitchConnect interface. The top navigation bar includes 'FitchConnect', a search bar, and a dropdown menu set to 'Advanced'. Below this, a secondary navigation bar highlights 'Country Risk & Industry Research', with sub-tabs for 'Country Risk', 'Industries', 'Topics', 'Multimedia', and 'Data Tools' (which is highlighted with a red box). The main content area is titled 'Data Tools' and displays seven tool cards, each with an icon, title, description, and a 'Learn more' link. The first two cards, 'Bulk Data Export' and 'Interactive Charts', are highlighted with red boxes. The cards are arranged in a grid: the first row contains 'Bulk Data Export', 'Interactive Charts', and 'Country Risk Index'; the second row contains 'Operational Risk Index', 'Infrastructure Key Projects', and 'Liquefied Natural Gas Key Projects'; and the third row contains 'Global Mine Key Projects'.

Icon	Tool Name	Description	Learn more
	Bulk Data Export	Display and export CRIR data items with no limitations to the number of indicators selected. Ideal for downloading bulk volumes of data.	Learn more →
	Interactive Charts	Create, download and share fully customized charts based on entities, geographies, or data items. Choose to download underlying content in Excel.	Learn more →
	Country Risk Index	Index of political, economic and operational risk across global markets.	Learn more →
	Operational Risk Index	Index of labour market, logistics, trade and investment and crime and security risk across global markets.	Learn more →
	Infrastructure Key Projects	A comprehensive catalog of significant projects across the Transport, Energy & Utilities, and Building sectors worldwide.	Learn more →
	Liquefied Natural Gas Key Projects	Covers 100% of the global liquefaction and re-gasification facilities. Instantly access key information including project owners, status, and capacity.	Learn more →
	Global Mine Key Projects	Covers over 3,000 mines globally, covering all major project developments supplemented by weekly project roundups.	Learn more →

BULK DATA TOOL

- Select the dataset you are interested in using from the left hand panel
- Preview the first 12 columns and 20 rows of data that will be included in your file
- Download your file.
(Depending on the size of your file this can take a couple of minutes but you can visit other pages or run additional files whilst waiting for your file to download)
- Save your dataset as a template to enable you to run regular updates

FitchConnect

Search

Advanced

Fitch Ratings

Country Risk & Industry Research

Fundamental Data & Analytics

Country Risk

Industries

Operational Risk

Topics

Multimedia

Data Tools

Data Tools > Bulk Data Export

TemplatesRestore default viewDownload

> Geographies (1)


> Data Items (1)

> Date Range (1999-2031 A)

> Additional Options

Geography	Data Item	Data Item Definition	Notes	First Forecast Year	Last Reviewed
Africa	Real GDP growth, % y-o-y	Gross domestic product (GDP) is the value of final goods and services produced annually minus intermediate consumption. Data shows annual real growth rate.	Algeria, Angola, Benin, Botswana, Burkina Faso, Burundi, Cameroon, Cape Verde, Central African Rep., Chad, Congo (DRC), Congo-Brazzaville, Cote d'Ivoire, Djibouti, Egypt, Equatorial Guinea, Eritrea, Eswatini, Ethiopia, Gabon, Gambia, Ghana, Guinea, Guinea-Bissau, Kenya, Lesotho, Liberia, Libya, Madagascar, Malawi, Mali, Mauritania, Mauritius, Morocco, Mozambique, Namibia, Niger, Nigeria, Rwanda, Sao Tome and Principe, Senegal, Seychelles, Sierra Leone, Somalia, South Africa, South Sudan, Sudan, Tanzania, Togo, Tunisia, Uganda, Zambia, Zimbabwe	2022	-

- Select a country or region under **Geographies**
- You can also type the country into the search box
- Click **Proceed** at the bottom of the page once you have made your selection

 **Select entities / geographies**


Once you have completed your selection click on **Proceed**. For help on selecting entities and geographies, see tool tip below.

Find Entities: Select the Entities tab on the left of the page. Entities are discovered using type ahead functionality requiring a minimum of 3 characters. A Relevancy tool is utilized to bring the most likely matches to the top of the suggested entities. Entities are selected by clicking on the entity name. While there is no limit to the number of entities that can be selected, a large number may lead to loss of fidelity within a chart. It is possible to return to this step to remove entities from a visualization or certain inputs can be removed from view later in the process.

Find Geographies: Select the Geographies tab on the left of the page. Countries are discovered by navigating the tree or using the type ahead. Clicking on the checkbox will select the country or group of countries indicated. It is possible to select as many countries as required although large numbers may cause loss of fidelity in some chart types.

Find Portfolio: Select the Portfolio tab on the left of the page. The dropdown will provide a list of portfolios along with the size of that portfolio. Portfolios are selected by clicking on the portfolio name, this will select every entity within the selected portfolio from which it is possible to add or remove selected entities or geographies.

Note: It is possible to select a combination of entities and geographies for display.

 **collapse**

INTERACTIVE CHARTS

- You can select from a vast range of **macroeconomic and industry** data points by expanding the appropriate categories and ticking the relevant field

1 Select Entities / Geographies ✓

2 Select Data Items

3 Select Dates

4 Visualize

Data Items
Custom View

> Selected 1 data item
Clear selection

Please start typing to search for data items or explore the menu below:

☐ > Entity Reference
☐ > Financials
☐ > Fitch Ratings
☐ > S&P Issuer Rating
☐ > Moody's Issuer Rating
☐ > Entity Rankings
☐ > Financial Implied Credit Score
☐ > Credit Default Swaps
☐ > Diseases and injuries
☐ > Telecom Operators
☐ > Issue Reference
☐ > Banking Industry Risk Indicator
☐ > Industries
☒ > Macro-Economic
☒ > GDP

☐ ✓ Real GDP, USD (PPP) constant 2010
☒ ✓ Nominal GDP, LCU
☐ ✓ Nominal GDP, LCU, % chg y-o-y
☐ ✓ Nominal GDP per capita, LCU
☐ ✓ Nominal GDP per capita, LCU, % chg y-o-y

	A	B
1	🕒 Date	Nominal GDP, LCU
2	2012	99,440,130,000,000
3	2013	112,335,200,000,000
4	2014	124,334,450,000,000
5	2015	138,547,010,000,000
6	2016	153,792,900,000,000
7	2017	170,983,060,000,000
8	2018	188,869,570,000,000
9	2019	200,748,550,000,000
10	2020	198,009,120,000,000
11	2021	232,192,894,000,000
12	2022	262,199,490,999,999
13	2023	287,674,922,000,000
14	2024	315,354,607,000,000
15	2025	346,051,240,000,000
16	2026	381,025,887,000,000
17	---	---

Source: Central Statistics Organisation, Fitch Solutions

🕒 Last Reviewed: 2022-03-23

📝 Notes: GDP @ Factor Cost, Fiscal years ending March 31 (1990=1990/91) (India - Nominal GDP, LCU)

INTERACTIVE CHARTS

- A table with the selected data will be automatically generated and you can adjust the date range including up to **10-year forecasts and 30-year historical data** depending on availability
- You can download the table into Excel or click on **Proceed** to create a chart

1 Select Entities / Geographies ✓

2 Select Data Items ✓

3 Select Dates

4 Visualize

DatesOptions

Choose to select by specific date ranges or by periods.

DatePeriod

You can choose either a range of dates, or select them manually.

Dynamic RangeRangeManual

-10 (2012) - 5 (2027) Annually

< Back

> Proceed

	A	B
1	🕒 Date	Nominal GDP, LCU
3	2013	112,335,200,000,000
4	2014	124,334,450,000,000
5	2015	138,547,010,000,000
6	2016	153,792,900,000,000
7	2017	170,983,060,000,000
8	2018	188,869,570,000,000
9	2019	200,748,550,000,000
10	2020	198,009,120,000,000
11	2021	232,192,894,000,000
12	2022	262,199,490,999,999
13	2023	287,674,922,000,000
14	2024	315,354,607,000,000
15	2025	346,051,240,000,000
16	2026	381,025,887,000,000
17	2027	419,143,255,000,000

Source: Central Statistics Organisation, Fitch Solutions

🕒 Last Reviewed: 2022-03-23

📄 Notes: GDP @ Factor Cost, Fiscal years ending March 31 (1990=1990/91) (India - Nominal GDP, LCU)

INTERACTIVE CHARTS

- Proceed to **Visualize** to create bespoke interactive charts
- Use the **Refine** and **Annotate** tools to customize the chart
- Expand the **More** button to download the chart in PNG format or share it with a colleague
- The chart will be automatically saved and ready to use when accessing Interactive Charts again

1 Select Entities / Geographies ✓

2 Select Data Items ✓

3 Select Dates ✓

4 Visualize

Chart type

Refine

Annotate

Bar Chart

Split Bars

Stacked Bars

Bullet Bars

Dot Plot

Range Plot

Arrow Plot

Column Chart

Grouped Column Chart

Stacked Column Chart

Area Chart

Lines

Pie Chart

Donut Chart

Multiple Pies

Multiple Donuts

Scatter Plot

Table

Map

Waterfall

Double Y

Ratings Chart

Radar

Ranked Table

Gauges

Table

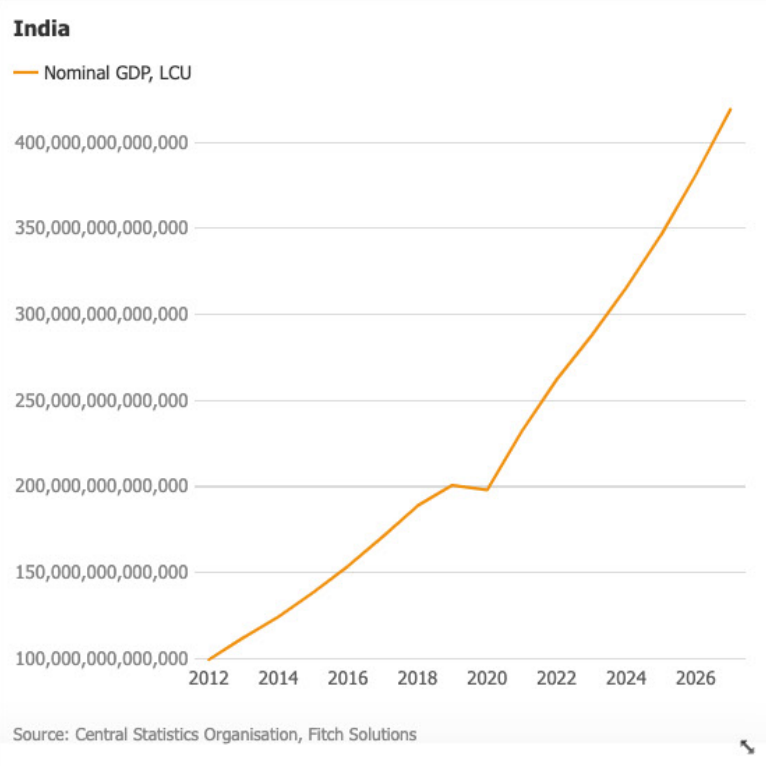
Chart

Select **Table** to make formatting changes to your data selection.

More

India

Nominal GDP, LCU



Source: Central Statistics Organisation, Fitch Solutions

Source: Central Statistics Organisation, Fitch Solutions

Last Reviewed: 2022-03-23

Notes: GDP @ Factor Cost, Fiscal years ending March 31 (1990=1990/91) (India - Nominal GDP, LCU)

Hint: In case the visualization doesn't look like you expected, you should try to [transpose the data](#)

SETTING UP RESEARCH BRIEFINGS

- Our analysts curate daily and weekly **Research Briefings** that you can receive directly to your inbox
- Navigate to the **Settings** icon in the top right hand of the screen and select **Research Briefings**
- On the **Research Briefings** Settings page you can manage the content you receive by selecting the research that is of most interest
- Once you have made your selection, click **Save** at the bottom of the screen
- You can change your requirements at any time by going back to **Research Briefings** in your settings
- Once back on the **Research Briefings** Settings page you can make new selects or de-select existing criteria before saving again

FitchConnect
Search
Advanced

Fitch Ratings
Country Risk & Industry Research
Fundamental Data & Analytics

Research Briefings Settings

Keep in touch with the latest sector and country risk analysis by signing up for daily and weekly Research Briefings e-mails. Manage the content by selecting/deselecting the box next to each area of interest.

Country Risk Macro Intelligence

☐ Global
☐ Asia
☐ China
☐ Europe
☐ Latin America
☐ Middle East & North Africa
☐ Sub-Saharan Africa
☐ United States
☐ Politics
☐ Commodities

Sector Macro Intelligence

☐ Autos
☐ Consumer
☐ Infrastructure
☐ Medical Devices
☐ Oil & Gas
☐ Pharmaceuticals & Healthcare
☐ Telecommunications
☐ Agribusiness

Cancel
Save

Preferences
Provide Feedback
Request Financial Data Update
Research Briefings
Logout

SETTING ALERTS FOR ARTICLES

Within Fitch Connect you have the ability to set yourself an alert for when an article of interest is published.

- To do this you will first need to set the search criteria
- On the Country Risk & Industry Research home page, navigate to the **Advanced Research** Search function.

FitchConnect

Search

Advanced

My Stream

Fitch Ratings

Country Risk & Industry Research

Fundamental Data & Analytics

Sustainable Fitch

Research

Enter text

Save As New

My Searches

Select Data Items

Expert commentary on more than 200 countries and territories that collectively account for 99.99 percent of world GDP

Sector & Industry

Geography

Research Type

Portfolios

Topic

Fitch Ratings Sectors

Fitch Solutions Industry

Agribusiness

Autos

Select All

Alternative Fuel

Commercial Vehicles

Dealerships

Exports

Motorcycles

Passenger Vehicles

Production - Autos

Sector

Use our sector filter to select sectors of interest and compare within and across industries. The sectors span a wide range from aerospace and defense to retail and consumer, structured finance and others.

Industry

Fitch Solutions Industry data offers quantified insights covering 22 industry sectors and 9 industry databases. Proprietary 5-year and 10-year forecasts are available depending on the sector.

Filter

Order	Boolean	Type	Item	Actions
1	=	RESEARCH TYPE	Daily Analysis	
2	AND	INDUSTRY	Autos	

Manage Results:

Showing 1 - 100 of 14443 results

All Languages

Date (Latest First)

Summary

100

1 2 3 4 5 ... >

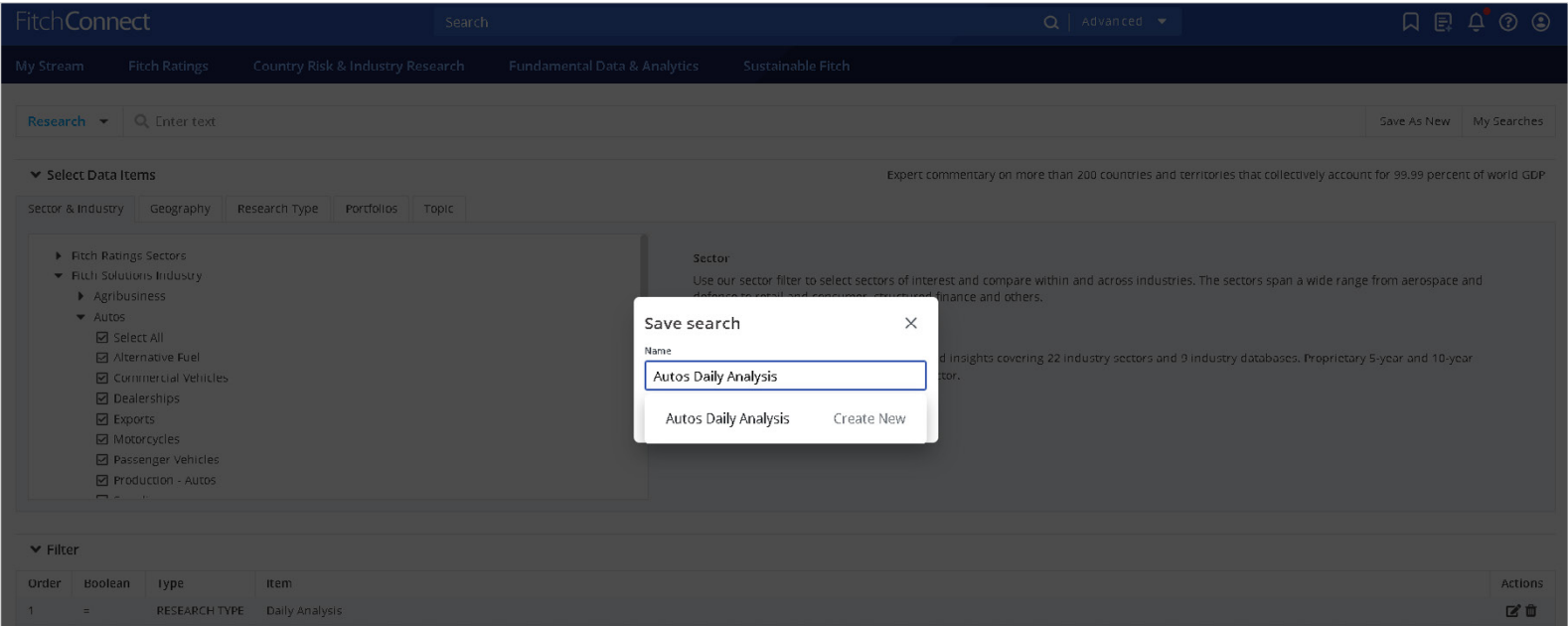
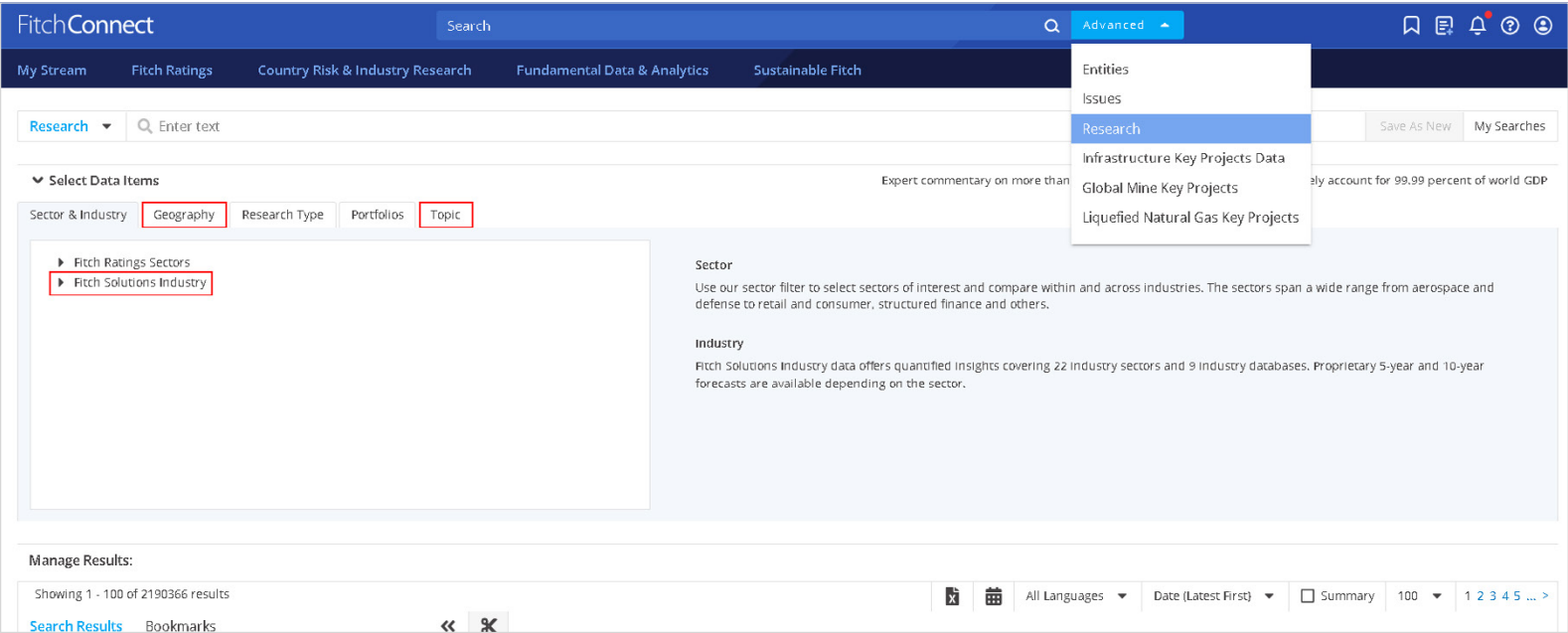
SETTING ALERTS FOR ARTICLES

Using the **Advanced Research** Search function, select from Fitch Solutions Industry, Research Type, Topic and a Geography.

Select from:

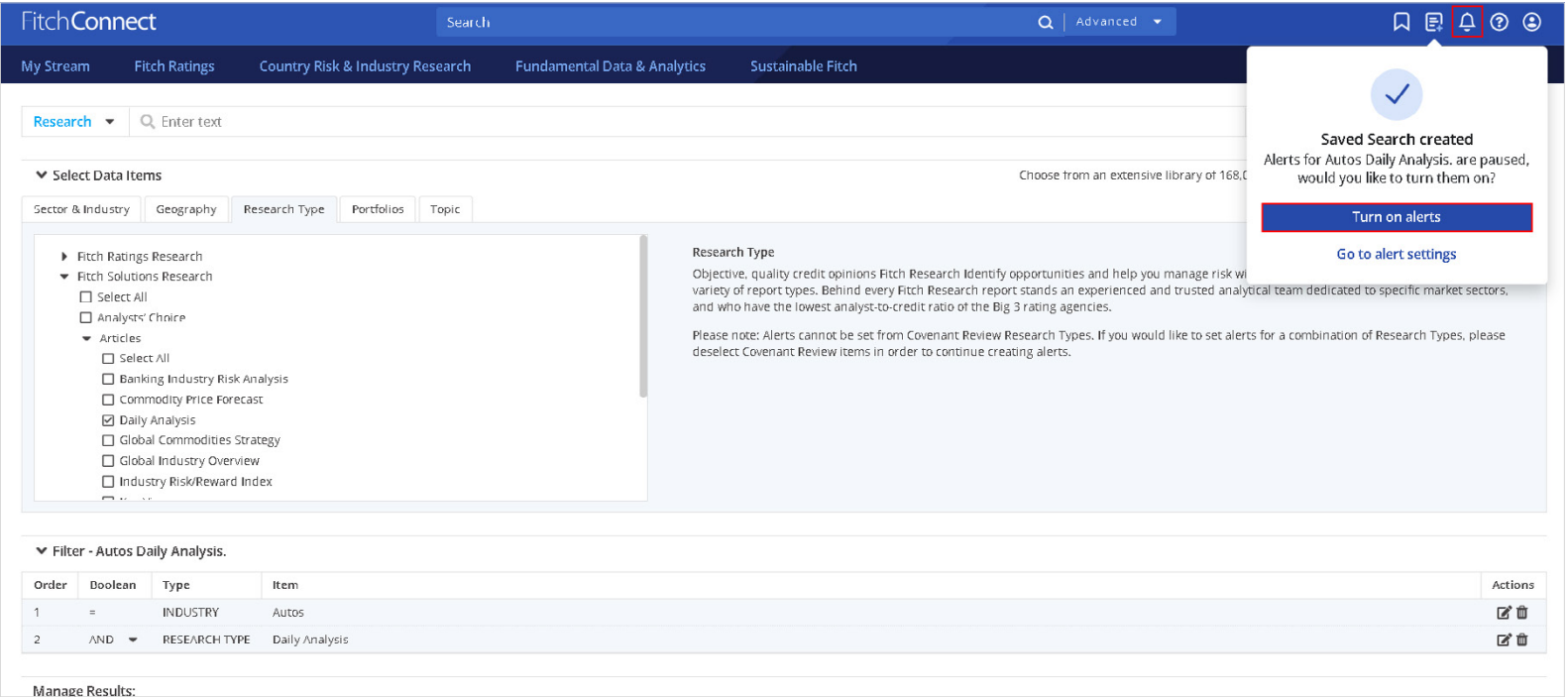
- **Fitch Solutions Industry**
- **Geography**
- **Research Type**
- **Topic**

Once criteria has been selected, select **Save As New** to save the search, naming it appropriately.

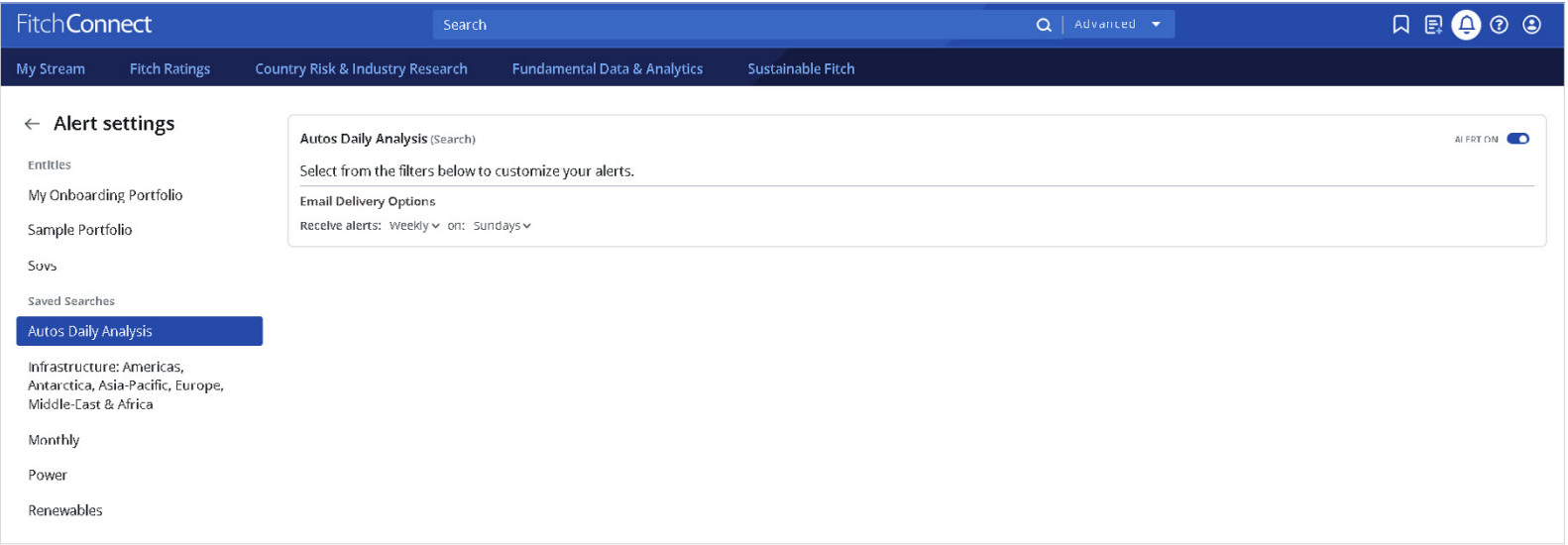


SETTING ALERTS FOR ARTICLES

- Once saved, an option to **Turn on** alerts will be presented
- Alternatively, navigate to the **Alerts page via the bell icon** in the top right of the screen. Here you will find a list of saved searches
- Select a search and chose to turn on alerts, with the option to customise delivery frequency



- Once set, click **Save Alert**
- You will then receive an email alert when an article has been published based on the criteria that you have set





About Fitch Solutions

Fitch Solutions fuels better informed credit risk and strategy decisions with reliable data, insightful research and powerful analytics. Clients can easily understand and interpret markets, while leveraging workflow efficiencies for enhanced productivity.

Fitch Solutions provides accurate, granular and in-depth information, plus differentiated perspectives, especially in markets where information is hard to find and difficult to interpret.

Client Services

A dedicated team of client service professionals based in New York, London, Hong Kong, Singapore and Tokyo provide ‘follow the sun’ support.

LONDON

+44 20 3530 2400
emeaclient.services@fitchsolutions.com

NEW YORK

+1 212 908 0800
usaclient.services@fitchsolutions.com

HONG KONG

+852 2263 9999
asiaclient.services@fitchsolutions.com

SINGAPORE

+65 6796 7231
asiaclient.services@fitchsolutions.com

TOKYO

+81 3 3288 2715
asiaclient.services@fitchsolutions.com